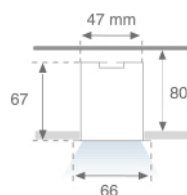


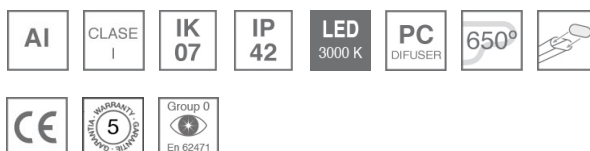
14741583

**FIL LED G2 PRISM REC 9200 WW GR.****Description:**

Recessed luminaire model FIL LED G2 PRISM REC 9200 WW GR., LAMP brand. Made of satin grey painted extruded aluminium with prismatic polycarbonate diffuser. Model for MID-POWER LED, warm white colour temperature and control gear included. Glare rating <19 (for 4h, 8h 70/50/20). With a IP42, IK07 protection rating. Insulation class I. Photobiological safety group 0.

Finish: Gloss grey**Dimensions:** 1.700 x 66 x 67 mm**Weight:** 2.860 g**Installation:** Recessed**Recessing measures:** 1,710 x 52 x 80 mm**TECHNICAL SPECIFICATIONS:**

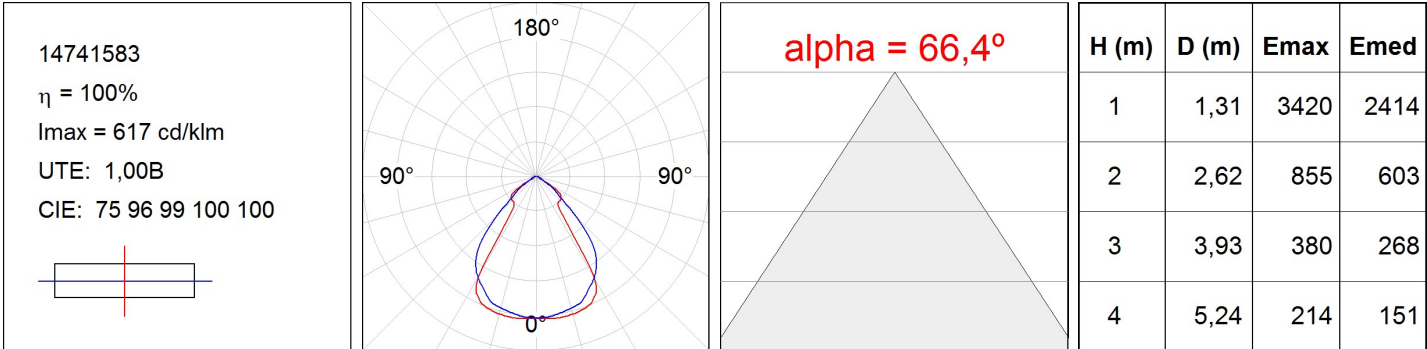
Light output:	5.610 lm	°K :	3000
Plum:	60,4W	CRI :	80
Efficacy:	92,9 lm/w	MacAdam:	3
Type:	MID POWER TRIDONIC	Power Supply:	220-240V 50/60Hz
LED Lifetime:	50000 L70 B10	Gear:	Electronic
Power:	55W		

Light output tolerance +/- 10%

14741583


FIL LED G2 PRISM REC 9200 WW GR.

PHOTOMETRIC DATA :



ACCESORIES :

Assembly

**Product code:**

4700580

4700583

4705100

4705103


Description:

FIL ACC. REC PROFILE X/MM WH.

FIL ACC. REC PROFILE X/MM GR.

FIL ACC. COVER X/MM WH.

FIL ACC. COVER X/MM GR.

**Product code:**


4705210

4705213

Description:

FIL ACC. REC 90° CORNER WH.

FIL ACC. REC 90° CORNER GR.

**Product code:**

4706450

4706453

Description:

FIL ACC. REC END COVER WH.

FIL ACC. REC END COVER GR.

**Product code:**

9600990

Description:

ACC. ELECTROSTATICS WRIST STRAP

**Product code:**

9606010

Description:

ACC. INTM JOINT B