

10041200 **DOMO SQ G2 2000 WW**



Description:

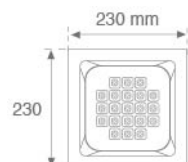
Fixed square recessed DOMO SQ G2 2000 WW downlight, LAMP brand. With external ring in white lacquered die-cast aluminium. Model for MID-POWER LED, warm white colour temperature and control gear included. Reflector designed by the optical concept named REDIL® (Direct Emission LED Reflector), which consists of a two-phase reflection. Insulation class II.

Finish: Matte white

Weight: 1.550 g

IEE : A+

Installation: Recessed



Lamp:

Type: MID POWER NICHIA

LED Lifetime: 50.000 L90 B10

Power: 21W

°K : 3000

CRI : 80

MacAdam: 3

Electrical features:

Gear: Electronic

Plum: 23W

Power Supply: 120-240V 50-60Hz

Technical features:

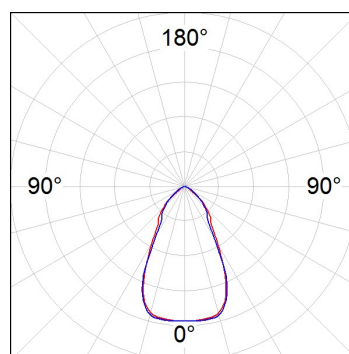
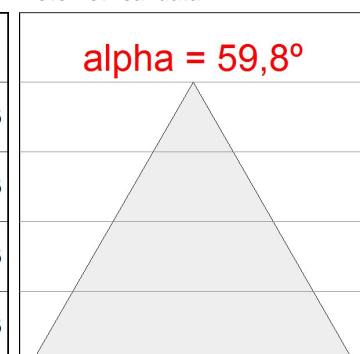


Quality certificates:



Photometrical data:

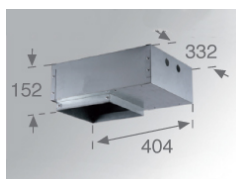
H (m)	D (m)	E _{max}	E _{med}
1	1,15	1472	1013
2	2,30	368	253
3	3,45	164	113
4	4,60	92	63



10041200
$\eta = 100\%$
$I_{max} = 775 \text{ cd/klm}$
UTE: 1,00B + 0,00T
CIE: 76 96 99 100 100

Light output: 1.908 lm **Efficacy:** 82,9 lm/w

Assembly



Product code: 9000163
Description: DOMO SQ/KOMBIC SQ ACC. REC BOX

Optical




Product code: 8606160
Description: DOMO SQ G2 ACC. INT OPAL DIFFUSER



Product code: 9006120
Description: DOMO SQ ACC. OPAL GLASS WH.
9006123 DOMO SQ/KUBIC ACC. OPAL GLASS GR.
9006170 DOMO SQ/KUBIC ACC. OPAL DIFFUSER WH.
9006173 DOMO SQ/KUBIC ACC. OPAL DIFFUSER GR.



Product code: 9006140
Description: DOMO SQ/KOMBIC SQ ACC. TRANSP GLASS WH.
9006143 DOMO SQ/KUBIC ACC. TRANSP GLASS GR.
9006150 DOMO SQ/KUBIC ACC. TRANSP DIFFUSER WH.
9006153 DOMO SQ/KUBIC ACC. TRANSP DIFFUSER GR.



Product code: 9006183
Description: DOMO SQ/KUBIC ACC. OPAL MIRROR GLASS